



Academic Year 2021-22

2.7.1: STUDENT SATISFACTION SURVEY

FEEDBACK ANALYSIS

Sangam University, Bhilwara's intrinsic feedback system corrects itself on a regular basis through feedbacks/surveys. One of these surveys is the Students Satisfaction Survey (SSS). This survey mostly uses the NAAC-recommended questionnaire. The organization of survey, guidelines, questionnaire and the results are provided as follows.

Overall Score- 3.00

Having the continuous efforts put by institute, a average rating of 3.00 has been recorded from the overall response to good quality of teaching, placement and teaching and mentoring process.

Criterion II Teaching – Learning and Evaluation and Evaluation

Student Satisfaction Survey Key Indicator - 2.7.1

- Includes the questionnaire suggested by National Assessment and Accreditation Council(NAAC)
- Survey is conducted by Google form

Guidelines:

This survey aims to upgrade the quality in higher education.

A student will have to respond to all the questions given in the following format with her/his sincere effort and thought. Her/his identity will not be revealed.

Total 260 participants responded to the survey. Response to 20 questions were collected. The student satisfaction survey has a standard rating weightage system which is given below. The survey is carried out at a university level for all the programmes.

0	1	2	3	4
Poor	Fair	Good	Very Good	Excellent

Student Satisfaction Survey Institutional Performance

Questionnaire

*** Required**

Email *

Your email

School *

- School of Management Studies
- School of Legal Studies
- School of Basic & Applied Sciences
- School of Arts & Humanities
- School of Pharmacy
- School of Agriculture
- School of Engineering & Technology
- School of Vocational Studies

Year *

- I
- II
- III
- IV
- V

1. How much of the syllabus was covered in the class?

- 4 – 85 to 100%
- 3 – 70 to 84%
- 2 – 55 to 69%
- 1 – 30 to 54%
- 0 – Below 30%

2. How well did the teachers prepare for the classes?

- 4 – Thoroughly
- 3 – Satisfactorily
- 2 – Poorly
- 1 – Indifferently
- 0 – Won't teach at all

3. How well were the teachers able to communicate?

- 4 – Always effective
- 3 – Sometimes effective
- 2 – Just satisfactorily

- 1– Generally ineffective
- 0– Very poor communication

4. The teacher's approach to teaching can best be described as

- 4– Excellent
- 3 – Very good
- 2 – Good
- 1 – Fair
- 0– Poor

5. Fairness of the internal evaluation process by the teachers.

- 4 – Always fair
- 3 – Usually fair
- 2 – Sometimes unfair
- 1 – Usually unfair
- 0– Unfair

6. Was your performance in assignments discussed with you?

- 4 – Every time
- 3 – Usually
- 2 – Occasionally/Sometimes
- 1 – Rarely
- 0– Never

7. The institute takes active interest in promoting internship, student exchange, field visit opportunities for students.

- 4 – Regularly
- 3 – Often
- 2 – Sometimes
- 1 – Rarely
- 0– Never

8. The teaching and mentoring process in your institution facilitates you in cognitive, social and emotional growth.

- 4 – Significantly
- 3 – Very well
- 2 – Moderately
- 1 – Marginally
- 0– Not at all

9. The institution provides multiple opportunities to learn and grow.

- 4 – Strongly agree
- 3 – Agree
- 2 – Neutral
- 1 – Disagree
- 0– Strongly disagree

10. Teachers inform you about your expected competencies, course outcomes and programme outcomes.

- 4 – Every time
- 3 – Usually
- 2 – Occasionally/Sometimes
- 1 – Rarely
- 0 – Never

11. Your mentor does a necessary follow-up with an assigned task to you.

- 4 – Every time
- 3 – Usually
- 2 – Occasionally/Sometimes
- 1 – Rarely
- 0 – I don't have a mentor

12. The teachers illustrate the concepts through examples and applications.

- 4 – Every time
- 3 – Usually
- 2 – Occasionally/Sometimes
- 1 – Rarely
- 0 – Never

13. The teachers identify your strengths and encourage you with providing right level of challenges.

- 4 – Fully
- 3 – Reasonably
- 2 – Partially
- 1 – Slightly
- 0 – Unable to

14. Teachers are able to identify your weaknesses and help you to overcome them.

- 4 – Every time
- Usually
- 2 – Occasionally/Sometimes
- 1 – Rarely
- 0 – Never

15. The institution makes effort to engage students in the monitoring, review and continuous quality improvement of the teaching learning process.

- 4 – Strongly agree
- 3 – Agree
- 2 – Neutral
- 1 – Disagree
- 0 – Strongly disagree

16. The institute/ teachers use student centric methods, such as experiential learning, participative learning and problem solving methodologies for enhancing learning experiences.

4 – To a great extent

3 – Moderate

2 – Some what

1 – Very little

0 – Not at all

17. Teachers encourage you to participate in extracurricular activities.

4 – Strongly agree

3 – Agree

2 – Neutral

1 – Disagree

0 – Strongly disagree

18. Efforts are made by the institute/ teachers to inculcate soft skills, life skills and employability skills to make you ready for the world of work.

4 – To a great extent

3 – Moderate

2 – Some what

1 – Very little

0 – Not at all

19. What percentage of teachers use ICT tools such as LCD projector, Multimedia, etc. while teaching.

4– Above 90%

3– 70 – 89%

2 – 50 – 69%

1 – 30 – 49%

0 – Below 29%

20. The overall quality of teaching-learning process in your institute is very good.

4 –Strongly agree

3 – Agree

2 – Neutral

1 – Disagree

0 – Strongly disagree

21. Give three observation / suggestions to improve the overall teaching – learning experience in your institution.

a)

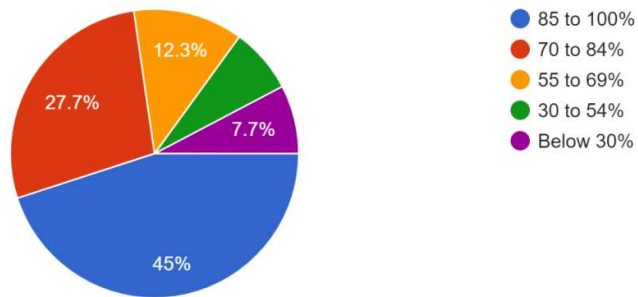
b)

c)

The response to the SSS is as follows:-

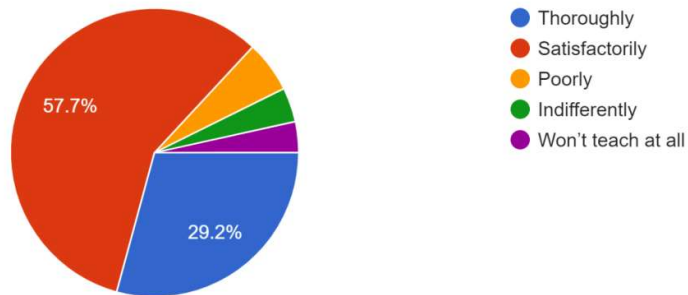
How much of the syllabus was covered in the class?

260 responses



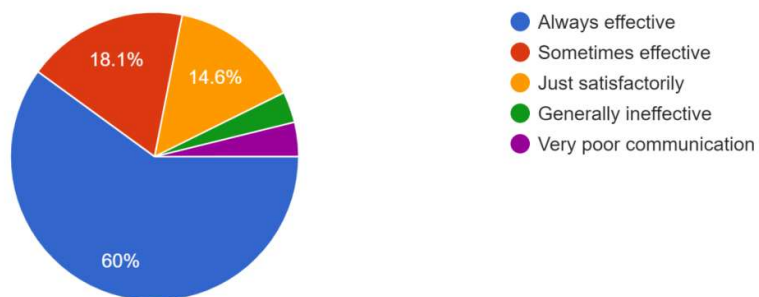
How well did the teachers prepare for the classes?

260 responses



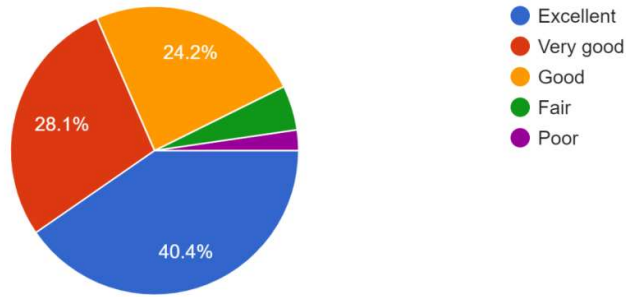
How well were the teachers able to communicate?

260 responses



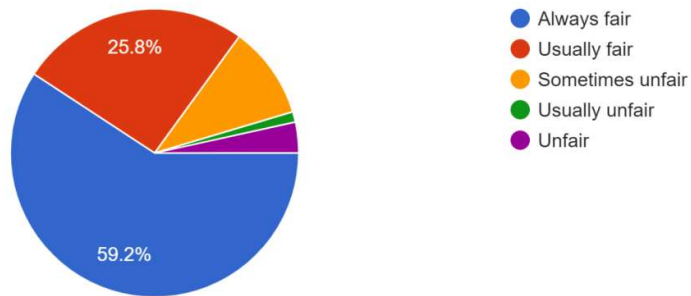
The teacher's approach to teaching can best be described as

260 responses



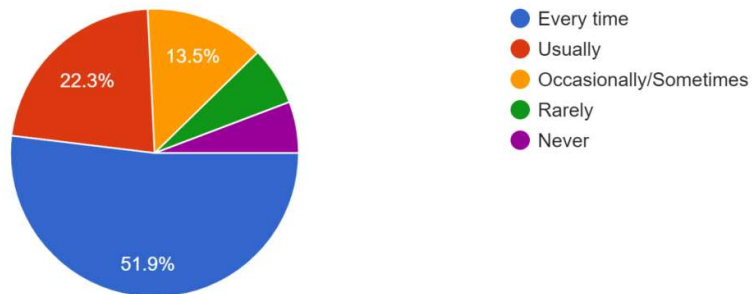
Fairness of the internal evaluation process by the teachers.

260 responses



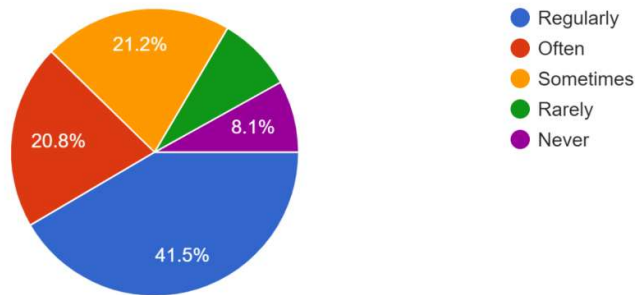
Was your performance in assignments discussed with you?

260 responses



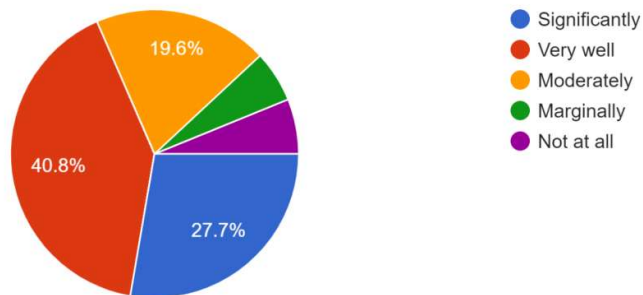
The institute takes active interest in promoting internship, student exchange, field visit opportunities for students.

260 responses



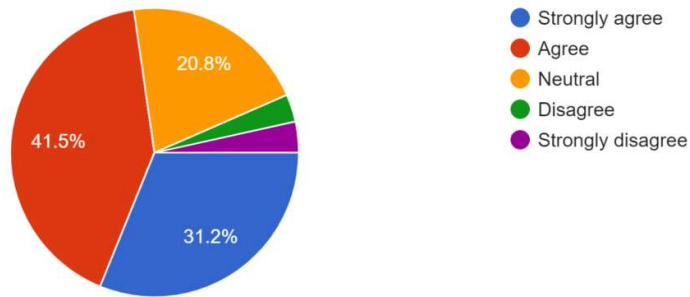
The teaching and mentoring process in your institution facilitates you in cognitive, social and emotional growth.

260 responses



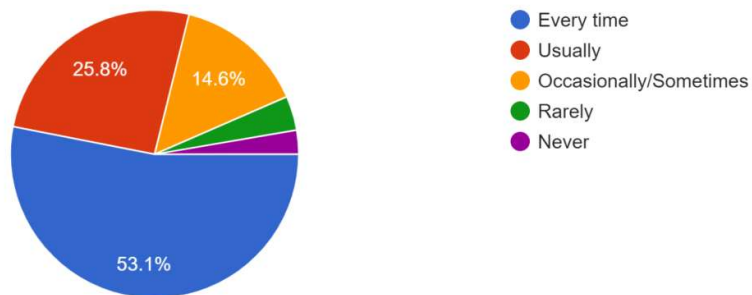
The institution provides multiple opportunities to learn and grow.

260 responses



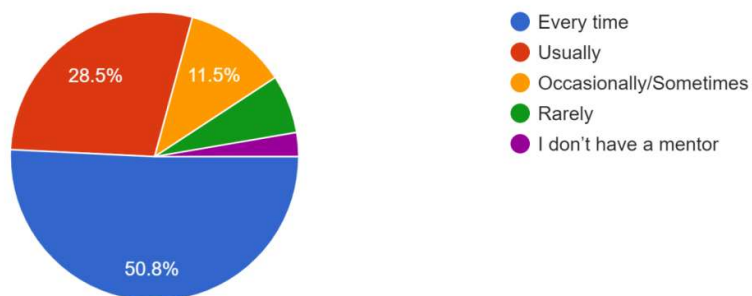
Teachers inform you about your expected competencies, course outcomes and programme outcomes

260 responses



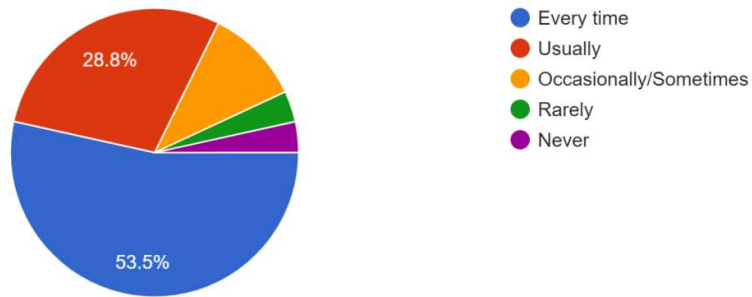
Your mentor does a necessary follow-up with an assigned task to you.

260 responses



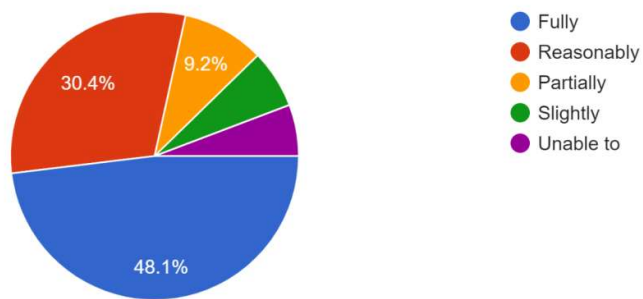
The teachers illustrate the concepts through examples and applications.

260 responses



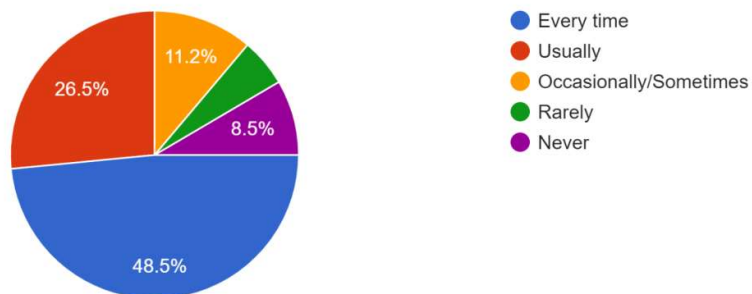
The teachers identify your strengths and encourage you with providing right level of challenges.

260 responses



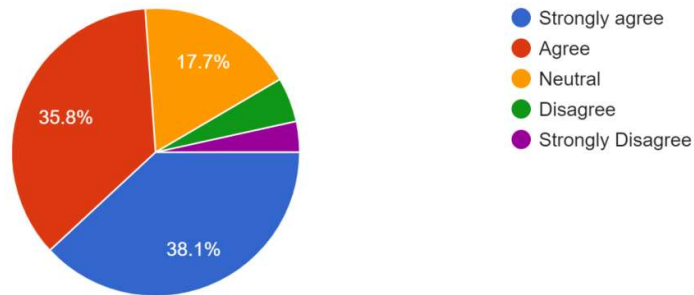
Teachers are able to identify your weaknesses and help you to overcome them.

260 responses



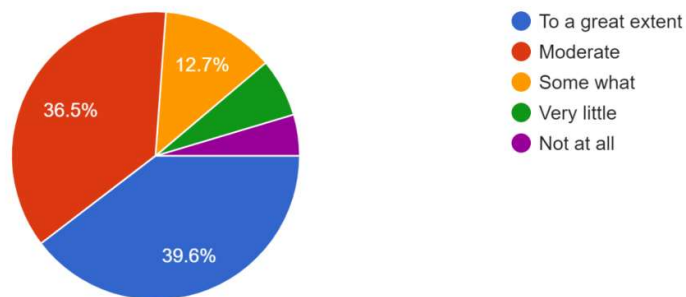
The institution makes effort to engage students in the monitoring, review and continuous quality improvement of the teaching learning process.

260 responses



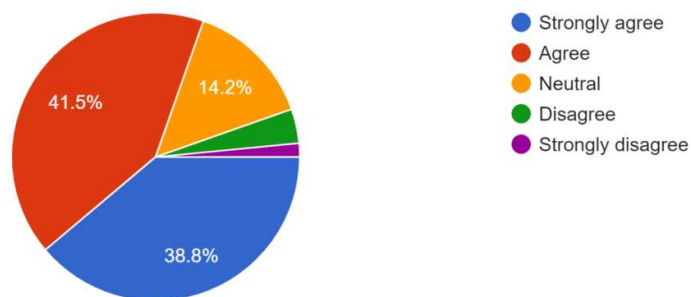
The institute/ teachers use student centric methods, such as experiential learning, participative learning and problem solving methodologies for enhancing learning experiences.

260 responses



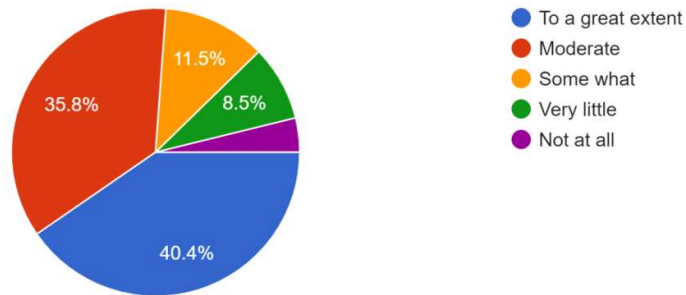
Teachers encourage you to participate in extracurricular activities.

260 responses



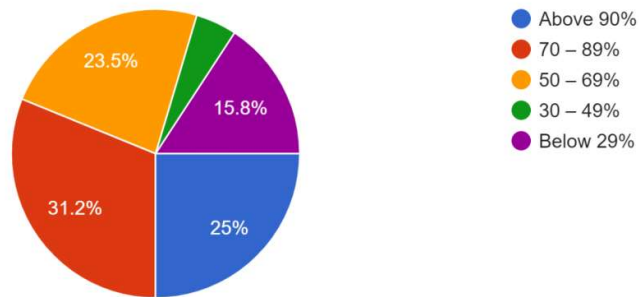
Efforts are made by the institute/ teachers to inculcate soft skills, life skills and employability skills to make you ready for the world of work.

260 responses



What percentage of teachers use ICT tools such as LCD projector, Multimedia, etc. while teaching.

260 responses



The overall quality of teaching-learning process in your institute is very good.

260 responses

